

PRODUCT MONOGRAPH

 ONDANSETRON

4 mg/5 mL Ondansetron Oral Solution, USP

(as ondansetron hydrochloride dihydrate)

**Antiemetic
(5-HT₃ receptor antagonist)**

**AA PHARMA INC.
1165 Creditstone Road, Unit #1
Vaughan, Ontario
L4K 4N7
Control No. 169087**

DATE OF REVISION:

January 23, 2014

Table of Contents

PART I: HEALTH PROFESSIONAL INFORMATION	3
SUMMARY PRODUCT INFORMATION	3
INDICATIONS AND CLINICAL USE	3
CONTRAINDICATIONS	4
WARNINGS AND PRECAUTIONS	4
ADVERSE REACTIONS	6
DRUG INTERACTIONS	8
DOSAGE AND ADMINISTRATION	10
OVERDOSAGE	13
ACTION AND CLINICAL PHARMACOLOGY	13
STORAGE AND STABILITY	17
DOSAGE FORMS, COMPOSITION AND PACKAGING	17
 PART II: SCIENTIFIC INFORMATION	 18
PHARMACEUTICAL INFORMATION	18
CLINICAL TRIALS	18
DETAILED PHARMACOLOGY	20
MICROBIOLOGY	22
TOXICOLOGY	22
REFERENCES	25
 PART III: CONSUMER INFORMATION	 27

ONDANSETRON
4 mg/5 mL Ondansetron Oral Solution, USP
(as ondansetron hydrochloride dihydrate)

PART I: HEALTH PROFESSIONAL INFORMATION

SUMMARY PRODUCT INFORMATION

Route of Administration	Dosage Form / Strength	Non-medicinal Ingredients
Oral	Oral solution / 4 mg/5 mL ondansetron (as hydrochloride dihydrate)	Citric acid, hydroxyethyl cellulose, purified water, sodium benzoate, sodium citrate dihydrate, and strawberry flavour. ONDANSETRON Oral Solution is sweetened with fructose..

INDICATIONS AND CLINICAL USE

ONDANSETRON (ondansetron hydrochloride) is indicated for:

- the prevention of nausea and vomiting associated with emetogenic chemotherapy, including high dose cisplatin, and radiotherapy.
- the prevention and treatment of post-operative nausea and vomiting.

Pediatrics (<18 years of age)

Post-Chemotherapy

Clinical experience of ondansetron oral solution in children is currently limited, however, ondansetron oral solution was effective and well tolerated when given to children 4-12 years of age (see **DOSAGE AND ADMINISTRATION**). ONDANSETRON is not indicated for the treatment of children 3 years of age or younger.

Post-Radiotherapy

Safety and efficacy of ONDANSETRON in any age group in this population following radiotherapy has not been established and is therefore not indicated for use in this population.

Post-Operative Nausea and Vomiting

Safety and efficacy of ONDANSETRON in any age group in this population for the prevention and treatment of post-operative nausea and vomiting has not been established and is not indicated for use in this group.

Geriatrics (>65 years of age)

Post-Chemotherapy and Radiotherapy

Efficacy and tolerance of ondansetron oral solution were similar to that observed in younger adults (see **DOSAGE AND ADMINISTRATION**).

Post-Operative Nausea and Vomiting

Clinical experience in the use of ondansetron oral solution in the prevention and treatment of post-operative nausea and vomiting is limited and is not indicated for use in this population.

CONTRAINDICATIONS

- **ONDANSETRON** (ondansetron hydrochloride) is contraindicated in patients with a history of hypersensitivity to the drug or any components of its formulation. For a complete listing, see the **DOSAGE FORMS, COMPOSITION AND PACKAGING** section of the product monograph.
- The concomitant use of apomorphine with ondansetron is contraindicated based on reports of profound hypotension and loss of consciousness when apomorphine was administered with ondansetron.

WARNINGS AND PRECAUTIONS

General

Cross-reactive hypersensitivity has been reported between different 5-HT₃ antagonists. Patients who have experienced hypersensitivity reactions to one 5-HT₃ antagonist have experienced more severe reactions upon being challenged with another drug of the same class. The use of a different 5-HT₃ receptor antagonist is not recommended as a replacement in cases in which a patient has experienced even a mild hypersensitivity type reaction to another 5-HT₃ antagonist.

QTc Interval Prolongation: Ondansetron prolongs the QT interval (see **ACTION AND CLINICAL PHARMACOLOGY**, Electrocardiography). The magnitude of QTc prolongation will depend on the dose and the infusion rate. In addition, post-marketing cases of Torsade de Pointes have been reported in patients using ondansetron. Torsade de pointes is a polymorphic ventricular tachyarrhythmia. Generally, the risk of torsade de pointes increases with the magnitude of QTc prolongation produced by the drug. Torsade de pointes may be asymptomatic or experienced by the patient as dizziness, palpitations, syncope, or seizures. If sustained, torsade de pointes can progress to ventricular fibrillation and sudden cardiac death. Avoid ondansetron in patients with congenital long QT syndrome. Ondansetron should be administered with caution to patients who have or may develop prolongation of QTc, including congestive heart failure, bradyarrhythmias or patients taking other medicinal products that lead to either QT prolongation or electrolyte abnormalities (see **DRUG INTERACTIONS**). Hypokalemia, hypocalcemia, and hypomagnesemia should be corrected prior to ondansetron administration.

Additional risk factors for torsade de pointes in the general population include, but are not limited to, the following:

- female gender;
- age 65 years or older;
- baseline prolongation of the QT/QTc interval;
- presence of genetic variants affecting cardiac ion channels or regulatory proteins
- family history of sudden cardiac death at <50 years;
- cardiac disease (e.g., myocardial ischemia or infarction, left ventricular hypertrophy, cardiomyopathy, conduction system disease);
- history of arrhythmias (especially ventricular arrhythmias, atrial fibrillation, or recent conversion from atrial fibrillation);
- bradycardia (<50 beats per minute);
- acute neurological events (e.g., intracranial or subarachnoid haemorrhage, stroke, intracranial trauma);
- nutritional deficits (e.g., eating disorders, extreme diets);
- diabetes mellitus;
- autonomic neuropathy.

Ondansetron hydrochloride is not effective in preventing motion-induced nausea and vomiting.

Serotonin syndrome/Neuroleptic Malignant Syndrome-like events: Cases of life-threatening serotonin syndrome or neuroleptic malignant syndrome-like events have been reported with 5-HT₃ receptor antagonist antiemetics, including Ondansetron, when given in combination with other serotonergic and/or neuroleptic drugs. Serotonin syndrome symptoms may include mental status changes (e.g. agitation, hallucinations, coma), autonomic instability (e.g., tachycardia, labile blood pressure, hyperthermia), neuromuscular aberrations (e.g., hyperreflexia, incoordination) and/or gastrointestinal symptoms (e.g. nausea, vomiting, diarrhea). As these syndromes may result in potentially life-threatening conditions, treatment should be discontinued if such events occur and supportive symptomatic treatment should be initiated. If concomitant treatment of Ondansetron with a drug affecting the serotonergic neurotransmitter system is clinically warranted, careful observation of the patient is advised, particularly during treatment initiation and dose increases (see DRUG INTERACTIONS).

Hepatic/Biliary/Pancreatic

There is no experience in patients who are clinically jaundiced. The clearance of an 8 mg intravenous dose of ondansetron was significantly reduced and the serum half-life significantly prolonged in subjects with severe impairment of hepatic function. In patients with moderate or severe impairment of hepatic function, reductions in dosage are therefore recommended and a total daily dose of 8 mg should not be exceeded. This may be given as a single intravenous or oral dose. As ondansetron is known to increase large bowel transit time, patients with signs of subacute intestinal obstruction should be monitored following administration.

Ondansetron does not itself appear to induce or inhibit the cytochrome P₄₅₀ drug-metabolizing

enzyme system of the liver. Because ondansetron is metabolised by hepatic cytochrome P₄₅₀ drug-metabolizing enzymes, inducers or inhibitors of these enzymes may change the clearance and, hence, the half-life of ondansetron. On the basis of available data no dosage adjustment is recommended for patients on these drugs.

Special Populations

Pregnant Women

The safety of ondansetron for use in human pregnancy has not been established. Ondansetron is not teratogenic in animals. However, as animal studies are not always predictive of human response, the use of ondansetron in pregnancy is not recommended.

Nursing Women

Ondansetron is excreted in the milk of lactating rats. It is not known if it is excreted in human milk, however, nursing is not recommended during treatment with ondansetron.

Pediatrics (<3 years of age)

Insufficient information is available to provide dosage recommendations for children 3 years of age or younger.

ADVERSE REACTIONS

Clinical Trial Adverse Drug Reactions

Because clinical trials are conducted under very specific conditions the adverse reaction rates observed in the clinical trials may not reflect the rates observed in practice and should not be compared to the rates in the clinical trials of another drug. Adverse drug reaction information from clinical trials is useful for identifying drug-related adverse events and for approximating rates.

Ondansetron hydrochloride and ondansetron has been administered to over 2500 patients worldwide in controlled clinical trials and has been well tolerated.

The most frequent adverse events reported in controlled clinical trials were headache (11%) and constipation (4%). Other adverse events include sensations of flushing or warmth (< 1%).

Cardiovascular

There have been rare reports of tachycardia, angina (chest pain), bradycardia, hypotension, syncope and electrocardiographic alterations.

Central Nervous System

There have been rare reports of seizures. Movement disorders and dyskinesia have been reported in two large clinical trials of ondansetron at a rate of 0.1 - 0.3%.

Dermatological

Rash has occurred in approximately 1% of patients receiving ondansetron.

Hypersensitivity

Rare cases of immediate hypersensitivity reactions sometimes severe, including anaphylaxis, bronchospasm, urticaria and angioedema have been reported.

Local Reactions:

Pain, redness and burning at the site of injection have been reported.

Metabolic

There were transient increases of SGOT and SGPT of over twice the upper limit of normal in approximately 5% of patients. These increases did not appear to be related to dose or duration of therapy. There have been reports of liver failure and death in patients with cancer receiving concurrent medications including potentially hepatotoxic cytotoxic chemotherapy and antibiotics. The etiology of the liver failure is unclear. There have been rare reports of hypokalemia.

Other

There have been reports of abdominal pain, weakness and xerostomia.

Special Senses

Rare cases of transient visual disturbances (e.g. blurred vision) have been reported during or shortly after intravenous administration of ondansetron, particularly at rates equal to or greater than 30 mg in 15 minutes.

Post-Market Adverse Drug Reactions

Over 250 million patient treatment days of ondansetron hydrochloride and ondansetron have been supplied since the launch of the product worldwide. The following events have been spontaneously reported during post-approval use of ondansetron hydrochloride and ondansetron, although the link to ondansetron hydrochloride and ondansetron cannot always be clearly established.

The adverse event profiles in children and adolescents were comparable to that seen in adults.

General Disorders

Rare cases of hypersensitivity reactions, such as, laryngeal edema, stridor, laryngospasm and cardiopulmonary arrest have also been reported.

Cardiovascular Disorders

There have been rare reports (<0.01%) of myocardial infarction, myocardial ischemia, angina, chest pain with or without ST segment depression, arrhythmias (including ventricular or supraventricular tachycardia, premature ventricular contractions, and atrial fibrillation), electrocardiographic alterations (including second degree heart block), palpitations and syncope.

Rarely and predominantly with intravenous ondansetron, transient ECG changes including QTc interval prolongation, Torsade de Pointes, ventricular fibrillation, cardiac arrest, and sudden death have been reported (see WARNINGS AND PRECAUTIONS).

Eye Disorder

There have been very rare cases of transient blindness following ondansetron treatment, generally within the recommended dosing range and predominantly during intravenous administration.

The majority of blindness cases reported resolved within 20 minutes. Although most patients had received chemotherapeutic agents, including cisplatin a few cases of transient blindness occurred following ondansetron administration for the treatment of post-operative nausea or vomiting and in the absence of cisplatin treatment. Some cases of transient blindness were reported as cortical in origin.

Hepatobiliary Disorders

Occasional asymptomatic increases in liver function tests have been reported.

Nervous System Disorders

Transient episodes of dizziness (<0.01%) have been reported during or upon completion of IV infusion of ondansetron.

Uncommon reports (<1%) suggestive of extrapyramidal reactions including oculogyric crisis/dystonic reactions (e.g. oro-facial dyskinesia, opisthotonos, tremor, etc.) movement disorders and dyskinesia have been reported without definitive evidence of persistent clinical sequelae.

Respiratory, Thoracic and Mediastinal Disorders

There have also been rare reports of hiccups.

Very rare reports have been received for bullous skin and mucosal reactions (including Stevens-Johnson syndrome and toxic epidermal necrolysis). These reports have occurred in patients taking other medications that can be associated with bullous skin and mucosal reactions.

DRUG INTERACTIONS

Drug-Drug Interactions

Specific studies have shown that there are no pharmacokinetic interactions when ondansetron is administered with alcohol, temazepam, frusemide, tramadol or propofol.

Ondansetron is metabolised by multiple hepatic cytochrome P₄₅₀ enzymes: CYP3A4, CYP2D6 and CYP1A2. Despite the multiplicity of metabolic enzymes capable of metabolising ondansetron which can compensate for an increase or decrease in enzyme activity, it was found that patients treated with inducers of CYP3A4 (i.e. phenytoin, carbamazepine, and rifampicin)

demonstrated an increase in oral clearance of ondansetron and a decrease in ondansetron blood concentrations. No effect in ondansetron clearance secondary to enzyme inhibition or reduced activity (e.g. CYP2D6 genetic deficiency) has been identified to date.

QTc-Prolonging Drugs: The concomitant use of ondansetron with another QTc prolonging drug should be carefully considered to determine that the therapeutic benefit outweighs the potential risk. Drugs that have been associated with QTc interval prolongation and/or torsade de pointes include, but are not limited to, the examples in the following list. Chemical/pharmacological classes are listed if some, although not necessarily all, class members have been implicated in QTc prolongation and/or torsade de pointes:

- Class IA antiarrhythmics (e.g., quinidine, procainamide, disopyramide);
- Class III antiarrhythmics (e.g., amiodarone, sotalol, ibutilide, dronedarone);
- Class IC antiarrhythmics (e.g., flecainide, propafenone);
- antiemetics (e.g., dolasetron, droperidol, chlorpromazine, prochlorperazine);
- tyrosine kinase inhibitors (e.g., vandetanib, sunitinib, nilotinib, lapatinib);
- antipsychotics (e.g., chlorpromazine, pimozide, haloperidol, ziprasidone);
- antidepressants (e.g., citalopram, fluoxetine, venlafaxine, tricyclic/tetracyclic antidepressants e.g., amitriptyline, imipramine, maprotiline);
- opioids (e.g., methadone);
- domperidone
- macrolide antibiotics and analogues (e.g., erythromycin, clarithromycin, telithromycin, tacrolimus);
- quinolone antibiotics (e.g., moxifloxacin, levofloxacin, ciprofloxacin);
- antimalarials (e.g., quinine, chloroquine);
- azole antifungals (e.g., ketoconazole, fluconazole, voriconazole);
- histone deacetylase inhibitors (e.g., vorinostat);
- beta-2 adrenoceptor agonists (e.g., salmeterol, formoterol).

Drugs that Cause Electrolyte Abnormalities: The use of ondansetron with drugs that can disrupt electrolyte levels should be avoided. Such drugs include, but not limited to, the following:

- loop, thiazide, and related diuretics;
- laxatives and enemas;
- amphotericin B;
- high dose corticosteroids.

The above lists of potentially interacting drugs are not comprehensive. Current information sources should be consulted for newly approved drugs that prolong the QTc interval or cause electrolyte disturbances, as well as for older drugs for which these effects have recently been established.

Data from small studies indicate that ondansetron may reduce the analgesic effect of tramadol.

Based on reports of profound hypotension and loss of consciousness when ondansetron

was administered with apomorphine hydrochloride, concomitant use with apomorphine is contraindicated (see CONTRAINDICATIONS).

Serotonin Syndrome/Neuroleptic Malignant Syndrome-like events: As with other serotonergic agents, serotonin syndrome, a potentially life-threatening condition, may occur with 5-HT₃ receptor antagonist antiemetic treatment when given in combination with other agents that may affect the serotonergic neurotransmitter system (including triptans, SSRIs, SNRIs, lithium, sibutramine, fentanyl and its analogues, dextromethorphan, tramadol, tapentadol, meperidine, methadone, and pertazocine or St. John's Wort (*Hypericum perforatum*), and with drugs which impair metabolism of serotonin (such as MAOIs, including linezolid (an antibiotic which is a reversible non-selective MAOI), and methylene blue; See WARNINGS AND PRECAUTIONS)

DOSAGE AND ADMINISTRATION

Dosing Considerations

Chemotherapy Induced Nausea and Vomiting

ONDANSETRON (ondansetron hydrochloride) should be given as an initial dose prior to chemotherapy, followed by a dosage regimen tailored to the anticipated severity of emetic response caused by different cancer treatments. The route of administration and dose of ONDANSETRON should be flexible in the range of 8-32 mg a day. The selection of dose regimen should be determined by the severity of the emetogenic challenge (See **Recommended Dose and Dosage Adjustment**).

Recommended Dose And Dosage Adjustment

Chemotherapy Induced Nausea and Vomiting

Use in Adults:

Highly Emetogenic Chemotherapy (e.g. regimens containing cisplatin)

Initial Dose for Prevention of Emesis during the First 24 h Following Chemotherapy:

ONDANSETRON 8 mg orally 1 to 2 hours prior to chemotherapy. A single dose greater than 16 mg should not be given due to the dose-dependent risk of QTc prolongation (see WARNINGS AND PRECAUTIONS; DRUG INTERACTIONS; Cardiovascular, ACTIONS AND CLINICAL PHARMACOLOGY, Electrocardiography).

Post-chemotherapy:

After the first 24 hours, ONDANSETRON 8 mg orally every 8ⁱ hours for up to 5 days.

ⁱ The efficacy of twice daily dosage regimens for the treatment of post-chemotherapy emesis has been established only in adult patients receiving less emetogenic chemotherapy. The appropriateness of twice versus three times daily

The efficacy of ondansetron in highly emetogenic chemotherapy may be enhanced by the addition of a single intravenous dose of dexamethasone sodium phosphate, 20 mg administered prior to chemotherapy.

Less Emetogenic Chemotherapy (e.g. regimens containing cyclophosphamide, doxorubicin, epirubicin, fluorouracil and carboplatin)

Initial Dose:

Ondansetron 8 mg orally 1 to 2 hours prior to chemotherapy.

Post-chemotherapy:

ONDANSETRON 8 mg orally twice daily for up to 5 days.

Use in Children:

Clinical experience of ONDANSETRON in children is currently limited however, ondansetron hydrochloride oral solution was effective and well tolerated when given to children 4-12 years of age. After therapy, ONDANSETRON 4 mg should be given orally every 8 hoursⁱⁱ for up to 5 days. For children 3 years of age and younger, there is insufficient information available to make dosage recommendations (see **INDICATIONS AND CLINICAL USE**).

Use in Elderly:

Efficacy and tolerance in patients aged over 65 years were similar to that seen in younger adults indicating no need to alter dosage schedules in this population.

Radiotherapy Induced Nausea and Vomiting

Use in Adults:

Initial Dose

ONDANSETRON 8 mgⁱ orally 1 to 2 hours before radiotherapy.

Post-radiotherapy

ONDANSETRON 8 mg orally every 8 hoursⁱⁱ for up to 5 days after a course of treatment.

Use in Children:

There is no experience in clinical studies in this population.

ⁱ dosage regimens for other patient groups should be based on an assessment of the needs and responsiveness of the individual patient.

ⁱⁱ The efficacy of twice daily dosage regimens for the treatment of post-chemotherapy emesis has been established only in adult patients receiving less emetogenic chemotherapy. The appropriateness of twice versus three times daily dosage regimens for other patient groups should be based on an assessment of the needs and responsiveness of the individual patient.

Use in Elderly:

Efficacy and tolerance in patients aged over 65 years were similar to that seen in younger adults indicating no need to alter dosage schedules in this population.

Post-Operative Nausea and Vomiting

Use in Adults:

For prevention of post-operative nausea and vomiting ONDANSETRON may be administered as a single dose of 16 mg given orally one hour prior to anaesthesia.

Use in Children:

There is no experience in the use of ondansetron in the prevention and treatment of postoperative nausea and vomiting in children (see **INDICATIONS AND CLINICAL USE**).

Use in Elderly:

There is limited experience in the use of ondansetron hydrochloride in the prevention and treatment of post-operative nausea and vomiting in the elderly (see **INDICATIONS AND CLINICAL USE**).

Patients with Renal/Hepatic Impairment

Use in Patients with Impaired Renal Function:

No alteration of daily dosage, frequency of dosing, or route of administration is required.

Use in Patients with Impaired Hepatic Function:

The clearance of an 8 mg intravenous dose of ondansetron hydrochloride was significantly reduced and the serum half-life significantly prolonged in subjects with severe impairment of hepatic function. In patients with moderate or severe impairment of hepatic function, reductions in dosage are therefore recommended and a total daily dose of 8 mg should not be exceeded. This may be given as a single intravenous or oral dose.

No studies have been conducted to date in patients with jaundice.

Patients with Poor Sparteine/Debrisoquine Metabolism

The elimination half-life and plasma levels of a single 8 mg intravenous dose of ondansetron did not differ between subjects classified as poor and extensive metabolisers of sparteine and debrisoquine. No alteration of daily dosage or frequency of dosing is recommended for patients known to be poor metabolisers of sparteine and debrisoquine.

OVERDOSAGE

For management of a suspected drug overdose, contact your Regional Poison Control Centre immediately.

At present there is little information concerning overdose with ondansetron. Individual doses of 84 mg and 145 mg and total daily doses as large as 252 mg have been administered with only mild side effects. There is no specific antidote for ondansetron, therefore, in cases of suspected overdose, symptomatic and supportive therapy should be given as appropriate.

The use of Ipecac to treat overdose with ondansetron is not recommended as patients are unlikely to respond due to the antiemetic action of ondansetron itself.

“Sudden blindness” (amaurosis) of 2 to 3 minutes duration plus severe constipation occurred in one patient that was administered 72 mg of ondansetron intravenously as a single dose. Hypotension (and faintness) occurred in another patient that took 48 mg of oral ondansetron. Following infusion of 32 mg over only a 4-minute period, a vasovagal episode with transient second degree heart block was observed. In all instances, the events resolved completely.

Ondansetron prolongs QT interval in a dose-dependent fashion. ECG monitoring is recommended in cases of overdose.

ACTION AND CLINICAL PHARMACOLOGY

Mechanism of Action

Ondansetron hydrochloride is a selective antagonist of the serotonin receptor subtype, 5-HT₃. Its precise mode of action in the control of chemotherapy induced nausea and vomiting is not known.

Cytotoxic chemotherapy and radiotherapy are associated with the release of serotonin (5-HT) from enterochromaffin cells of the small intestine, presumably initiating a vomiting reflex through stimulation of 5-HT₃ receptors located on vagal afferents. Ondansetron may block the initiation of this reflex. Activation of vagal afferents may also cause a central release of serotonin from the chemoreceptor trigger zone of the area postrema, located on the floor of the fourth ventricle. Thus, the antiemetic effect of ondansetron is probably due to the selective antagonism of 5-HT₃ receptors on neurons located in either the peripheral or central nervous systems, or both.

The mechanisms of ondansetron's antiemetic action in post-operative nausea and vomiting are not known.

Pharmacodynamics

In vitro metabolism studies have shown that ondansetron is a substrate for human hepatic cytochrome P₄₅₀ enzymes, including CYP1A2, CYP2D6 and CYP3A4. In terms of overall

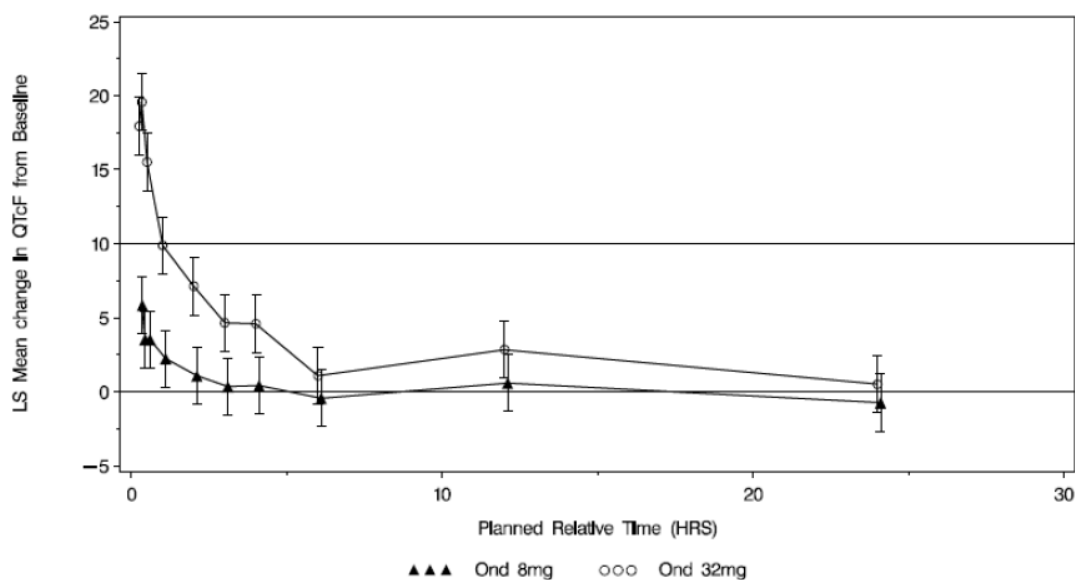
ondansetron turnover, CYP3A4 played the predominant role. Because of the multiplicity of metabolic enzymes capable of metabolising ondansetron, it is likely that inhibition or loss of one enzyme (e.g. CYP2D6 enzyme deficiency) will be compensated by others and may result in little change in overall rates of ondansetron clearance.

Electrocardiography

The effect of ondansetron on the QTc interval was evaluated in a double blind, randomized, placebo and positive (moxifloxacin) controlled, crossover study in 58 healthy adult men and women. Ondansetron was tested at single doses of 8 mg and 32 mg infused intravenously over 15 minutes. At the highest tested dose of 32 mg, prolongation of the Fridericia-corrected QTc interval ($QT/RR^{0.33}=QTcF$) was observed from 15 min to 4 h after the start of the 15 min infusion, with a maximum mean (upper limit of 90% CI) difference in QTcF from placebo after baseline-correction of 19.6 (21.5) msec at 20 min. At the lower tested dose of 8 mg, QTc prolongation was observed from 15 min to 1 h after the start of the 15 minute infusion, with a maximum mean (upper limit of 90% CI) difference in QTcF from placebo after baseline-correction of 5.8 (7.8) msec at 15 min. The magnitude of QTc prolongation with ondansetron is expected to be greater if the infusion rate is faster than 15 minutes. The 32 mg intravenous dose of ondansetron must not be administered.

No treatment-related effects on the QRS duration or the PR interval were observed at either the 8 or 32 mg dose.

LS Mean Difference (90% CI) in QTcF Interval Between Treatment and Placebo Over Time



An ECG assessment study has not been performed for orally administered ondansetron.

On the basis of pharmacokinetic-pharmacodynamic modelling, an 8 mg oral dose of ondansetron is predicted to cause a mean QTcF increase of 0.7 ms (90% CI -2.1, 3.3) at steady-state, assuming a mean maximal plasma concentration of 24.7 ng/mL (95% CI 21.1, 29.0).

The magnitude of QTc prolongation at the recommended 5 mg/m² dose in pediatrics has not been studied, but pharmacokinetic-pharmacodynamic modelling predicts a mean increase of 6.6 ms (90% CI 2.8, 10.7) at maximal plasma concentrations.

Pharmacokinetics

Pharmacokinetic studies in human volunteers showed peak plasma levels of 20-30 ng/mL at around 1½ hours after an 8 mg oral dose of ondansetron. An 8 mg infusion of ondansetron resulted in peak plasma levels of 80-100 ng/mL. Repeat dosing of an 8 mg tablet every 8 hours for 6 days increased the peak plasma value to 40 ng/mL. A continuous intravenous infusion of 1 mg/hour after the initial 8 mg loading dose of ondansetron maintained plasma levels over 30 ng/mL during the following 24 hour period.

The absolute bioavailability of ondansetron in humans was approximately 60% and the plasma protein binding was approximately 73%.

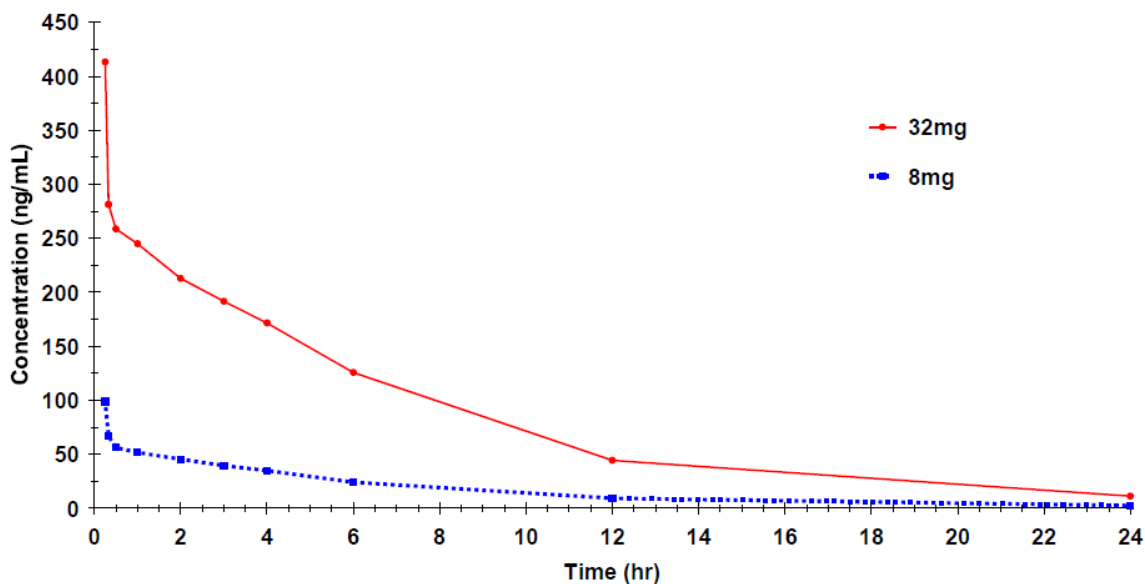
Following oral or IV administration, ondansetron is extensively metabolised and excreted in the urine and feces. In humans, less than 10% of the dose is excreted unchanged in the urine. The major urinary metabolites are glucuronide conjugates (45%), sulphate conjugates (20%) and hydroxylation products (10%).

The half-life of ondansetron after either an 8 mg oral dose or intravenous dose was approximately 3-4 hours and may be extended to 6-8 hours in the elderly.

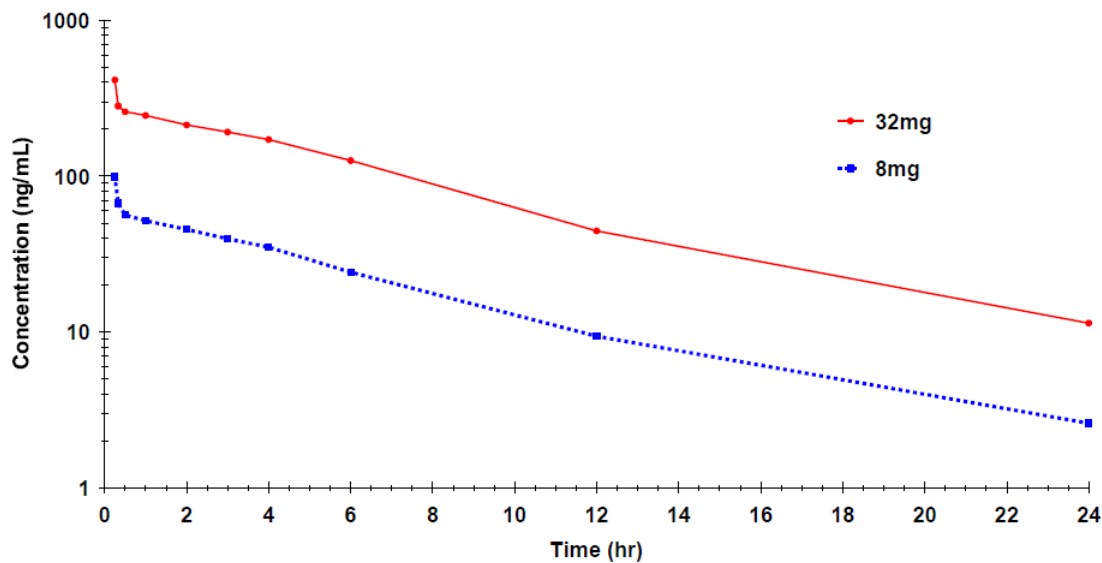
Mean plasma concentration-time curves for ondansetron following 8 mg and 32 mg dose are shown below:

Mean Plasma Concentration-Time Curve for Ondansetron 8mg and 32 mg IV doses

Linear Scale



Semi-logarithmic Scale



In a pharmacokinetic study of 16 epileptic patients maintained chronically on carbamazepine or phenytoin, reduction in AUC, C_{\max} and $T_{1/2}$ of ondansetron was observed. This resulted in a significant increase in clearance. However, on the basis of the inter-subject variability in the available data, no dosage adjustment can be recommended (see WARNINGS AND PRECAUTIONS).

STORAGE AND STABILITY

Store ONDANSETRON Oral Solution at room temperature, 15° - 30°C (59° - 86°F). Protect from light. Store upright. Do not refrigerate.

DOSAGE FORMS, COMPOSITION AND PACKAGING

Dosage Forms, Composition and Packaging

ONDANSETRON Oral Solution contains 4 mg/5 mL of ondansetron base in the form of ondansetron hydrochloride dihydrate. ONDANSETRON Oral Solution also contains the following excipients: citric acid, hydroxyethyl cellulose, purified water, sodium citrate dihydrate, sodium benzoate and strawberry flavour. ONDANSETRON Oral Solution is sweetened with fructose.

Ondansetron 4 mg/5 mL (as ondansetron hydrochloride dihydrate) is supplied in 50 mL bottles.

PART II: SCIENTIFIC INFORMATION

PHARMACEUTICAL INFORMATION

Drug Substance

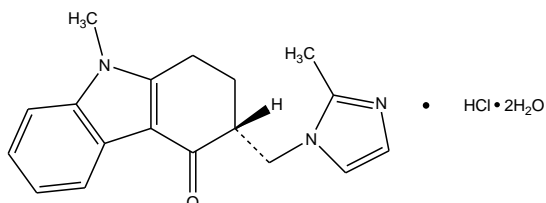
Proper name: Ondansetron Hydrochloride USP

Chemical name(s):

- 1) 4*H*-Carbazol-4-one,1,2,3,9-tetrahydro-9-methyl-3-(2-methyl-1*H*-imidazol-1-yl) methyl-, monohydrochloride (±)-, dihydrate;
- 2) (±)-2,3-Dihydro-9-methyl-3-(2-methylimidazol-1-yl)methyl-carbazol-4(1*H*)-one monohydrochloride dihydrate;
- 3) (3*RS*)-9-Methyl-3-[(2-methyl-1*H*-imidazol-1-yl)methyl]-1,2,3,9-tetrahydro-4*H*-carbazol-4- one hydrochloride dihydrate (EP)

Molecular formula and molecular mass: C₁₈H₁₉N₃O•HCl₂•H₂O; 365.86

Structural formula:



Physicochemical Properties:

Physical description: White to off white powder

Solubility: Sparingly soluble in water and in alcohol, soluble in methanol, slightly soluble in isopropyl alcohol and in dichloromethane, very slightly soluble in acetone, in chloroform and in ethyl acetate.

pH: 4.5 – 4.6

pKa: 7.4

Melting range/point: 178.5°C - 179.5°C

CLINICAL TRIALS

Bioavailability Study Results

A standard, randomized, two-way crossover study was conducted in healthy, adult, male volunteers, under fasting conditions, to evaluate the relative bioavailability of single 8 mg oral doses of ONDANSETRON Oral Solution and Zofran[®] Oral Solution (10 mL of the 4 mg/ 5 mL solution). The rate and extent of absorption of ondansetron was measured and compared in the eighteen (18) subjects who completed the study. The results from measured data are summarized as follows:

Summary Table of the Comparative Bioavailability Data Ondansetron HCl 8 mg (10 mL of 4 mg/5mL solution) From Measured Data/Fasting Conditions Geometric Least Square Mean Arithmetic Mean (CV%)				
Parameter	ONDANSETRON	Zofran[®]†	Ratio of Geometric Means (%)**	90% Confidence Interval (%)**
AUC _t (ng•h/mL)	256.695 271.897 (33)	257.350 276.025 (34)	99.7	94.9 – 104.9
AUC _{inf} (ng•h/mL)	275.007 291.922 (34)	275.920 297.817 (36)	99.7	94.6 – 105.0
C _{max} (ng/mL)	33.116 34.942 (32)	33.268 35.376 (33)	99.5	92.8 – 106.8
T _{max} * (h)	1.74 (33)	1.88 (31)		
T _{1/2} * (h)	6.07 (13)	6.07 (16)		

* Arithmetic means (CV%).

**Based on the least squares estimate.

† Zofran[®] is manufactured by GlaxoSmithKline, and was purchased in USA.

Clinical Trial Study Results

Clinical trial results showing the number and percentage of patients exhibiting a complete response to ondansetron (0 emetic episodes) are shown in the tables below for both post-operative and chemotherapy induced emesis.

Prevention of Chemotherapy Induced Emesis - Response Over 24 Hours					
Dose	Ondansetron* 3 doses of 0.15 mg/kg	Placebo* 3 doses of placebo	Ondansetron 8 mg IV+ 1 mg/hr, 24 hours	Ondansetron 8 mg IV	Ondansetron 32 mg IV
# of patients	14	14	168	152	173
Treatment Response					
0 emetic episodes	2 (14%)	0 (0%)	92 (55%)	82 (54%)	97 (56%)
1 - 2 emetic episodes	8 (57%)	0 (0%)	—	—	—

*Results are from an initial study using a different dosing regimen.

Prevention of Post-Operative Emesis - Response Over 24 Hours⁺						
	Oral Prevention			Intravenous Prevention		
Dose	Ondansetron 16 mg od	Placebo	P value	Ondansetron 4 mg IV	Placebo	P value
# of patients	253	250		136	139	
Treatment Response						
0 emetic episodes	126 (50%)	79 (32%)	<0.001	103 (76%)	62 (46%)	<0.001

⁺ The majority of patients included in the prevention and treatment of post-operative nausea and vomiting studies using ondansetron have been adult women receiving balanced anaesthesia for gynaecological surgery.

Treatment of Post-Operative Emesis - Response Over 24 Hours ^Δ			
Dose	Intravenous Treatment		
	Ondansetron 4 mg IV	Placebo	P value
# of patients	104	117	
Treatment Response 0 emetic episodes	49 (47%)	19 (16%)	<0.001

^Δ The majority of patients included in the prevention and treatment of post-operative nausea and vomiting studies using ondansetron have been adult women receiving balanced anaesthesia for gynaecological surgery.

Prevention of Radiotherapy Induced Emesis - Response Over 24 Hours [*]			
Dose	Oral Treatment		
	Ondansetron 8 mg PO tid [*]	Metopramide 10 mg PO tid [*]	P value
# of patients	38	44	
Treatment Response 0 emetic episodes	37 (97%)	20 (45%)	<0.001

^{*}results from a study of adult male and female patients receiving single high dose radiotherapy (800 to 1,000 cGy) over an anterior or posterior field size of ≥ 80 cm² to the abdomen.

^{*}Patients received the first dose of ondansetron 8 mg tablets or metoclopramide (10 mg) 1-2 hours before radiotherapy. If radiotherapy was given in the morning, 2 additional doses of study treatment were given (1 tablet late afternoon and 1 tablet before bedtime). If radiotherapy was given in the afternoon, patients took only 1 further tablet that day before bedtime. Patients continued oral medication on a 3 times a day basis for 3-5 days.

DETAILED PHARMACOLOGY

Animal Pharmacology

Pharmacodynamics

The ferret provides an excellent model for demonstrating the antiemetic action of drugs. Emesis can be induced by antineoplastic drugs or whole body irradiation. Behavioural changes associated with these treatments are noted in these animals and may also provide a parallel for the human experience of nausea.

The antiemetic action of ondansetron has been evaluated in both male and female ferrets given cisplatin (9-10 mg/kg), cyclophosphamide (200 mg/kg) or irradiation (2 and 8 Gy, 250 kV). Intravenous doses of ondansetron (0.1-1 mg/kg) abolished cisplatin-induced emesis for up to 2 hours. In cyclophosphamide-induced emesis, subcutaneous doses of 0.5 mg/kg ondansetron completely eliminated vomiting, significantly reduced retching and delayed the onset of these responses.

The radiation-induced emesis, 0.5 mg/kg ondansetron alone completely and rapidly eliminated retching and vomiting.

The antiemetic effects of ondansetron (0.1 mg/kg) in combination with dexamethasone (2-5 mg/kg) were potentiated in ferrets with cyclophosphamide-induced emesis, compared with ondansetron alone. Ondansetron with dexamethasone produced a significant reduction in retching (65%) and vomiting (72%).

Serotonin receptors of the 5-HT₃ type are present both peripherally and on vagal nerve terminals. Ondansetron probably acts by preventing activation of these receptors or receptors located in other regions of the central nervous system. Both the peripheral and central nervous systems appear to be involved since both abdominal vagotomy and microinjection of ondansetron and other 5-HT₃ antagonists directly into the area postrema eliminate cisplatin-induced emesis, while 5-HT₁-like (methiothepin maleate) and 5-HT₂ (ketanserin) antagonists have no effect.

Ondansetron is highly selective for 5-HT₃ receptors and shows negligible binding to other receptors such as 5-HT₁-like, 5-HT₂, α 1 and α 2 adrenoceptors, β 1 and β 2 adrenoceptors, D₁ and D₂ muscarinic, nicotinic, GABA_A, H₁ and H₂ receptors.

The pharmacological specificity of ondansetron may explain the observed lack of extrapyramidal side effects often seen following similar therapy with metoclopramide, which preferentially binds to dopamine receptors of the D₂ subtype.

Among its secondary effects, ondansetron has also been shown to cause a dose-dependent increase in the rate of gastric emptying in the guinea pig which is significant at doses of 0.01-0.1 mg/kg. As gastric stasis is frequently associated with nausea, stimulation of gastric motility may be a beneficial action of ondansetron. In the cat, dog and monkey, ondansetron has little effect on heart rate, blood pressure or ECG at intravenous doses up to 3 mg/kg.

A study in cloned human cardiac ion channels has shown ondansetron has the potential to affect cardiac repolarisation via blockade of hERG potassium channels at clinically relevant concentrations. Dose-dependent QT prolongation has been observed in a thorough QT study in human volunteers (see ACTION AND CLINICAL PHARMACOLOGY - Pharmacodynamics – Electrocardiography).

Pharmacokinetics

In mice, rats, rabbits and dogs dosed at 1 mg/kg orally and/or intravenously, the plasma half-life of ondansetron was less than 1 hour, but the half-lives of its metabolites were significantly longer. Peak plasma concentrations of ondansetron in rats and dogs ranged from 351 to 419 ng/mL for the IV dose and 8 to 15 ng/mL for the oral dose. Plasma levels were linear over a 30 fold dose range. In repeat dose studies there was no apparent accumulation of ondansetron.

Ondansetron is almost completely absorbed in animals, and is rapidly metabolized by N-demethylation and hydroxylation of the indole ring, followed by conjugation with glucuronic acid and sulphate. There is significant first-pass metabolism after oral doses.

Ondansetron and its metabolites are rapidly and widely distributed in tissues, reaching higher levels than the corresponding plasma levels. In the rat and dog, ondansetron binds reversibly to tissues containing melanin and elastin. In rats and man, plasma protein binding is about 73%, while it is slightly lower in the dog (60%). Ondansetron and its metabolites cross the blood-brain barrier to only a slight extent.

Human Pharmacology

Pharmacodynamics

In vivo pharmacodynamic studies have investigated the effects of ondansetron on gastric emptying, small bowel transit time and oesophageal motility.

Both oral (16 mg tid) and intravenous (5-10 mg) doses of ondansetron failed to produce a significant effect on gastric emptying in both healthy volunteers and in patients suffering from delayed gastric emptying. However, in one study intravenous doses of 8 mg did increase gastric emptying in over half the volunteers tested.

Intravenous infusion of either 1 mg or 5 mg ondansetron tended to increase small bowel transit times and single intravenous doses of 10 mg ondansetron have been reported to decrease sphincter pressure in the lower esophagus in some subjects.

In psychomotor testing ondansetron does not impair performance nor cause sedation.

MICROBIOLOGY

Not applicable.

TOXICOLOGY

Acute Toxicity

Single doses of ondansetron up to the LD₅₀ in mice and in rats were generally well tolerated. Reactions, including tremor and convulsive behaviour, occurred only at near lethal levels.

Species	LD ₅₀ (mg/kg)	
	Oral	IV
Mice	10-30	1.0-2.5
Rats	100-150	15-20

All deaths resulted from the acute effects of treatment, the observed clinical signs being consistent with the central nervous system effects associated with behavioural depression. These effects were not associated with any apparent histopathological changes in the brain. No target organ toxicity was identified.

Long Term Toxicity

Subacute Toxicity Studies

Species	Route	Dose (mg/kg/day)	Duration of Study	Results
Rats	Oral	160	7 weeks	Well tolerated
	IV	12	5 weeks	Well tolerated

Dogs	Oral	7.5-25	5 weeks	Transient post-dosing clinical reactions associated with behavioural depression (at highest dose levels)
	IV	2-8	5 weeks	

Maximum daily dose levels in rats were found to be higher when doses were gradually increased. Identical doses were rapidly lethal to rats not previously exposed to ondansetron. Post-dosing reactions, in both rats and dogs, included ataxia, exophthalmia, mydriasis, tremor and respiratory changes. Increases in liver enzymes (SGPT and SGOT) were noted at high dose levels. Dogs dosed at 6.75 mg/kg/day intravenously exhibited vein irritancy in the form of constriction and thickening, creating resistance to needle penetration. The changes were noted after seven days treatment but were reversed by decreasing the dose concentration.

Chronic Toxicity

Species	Duration	Max. no-effect Dose (mg/kg/day)	Effects
Rat	18 months	1	Usually transient and restricted to highest dose.
Dog	12 months	12	

Carcinogenicity Studies

Species	Route	Dose (mg/kg/day)	Duration of Study	Results
Mice	Oral	1-40 (max. oral dose 30)	2 years	No treatment related increases in tumour incidence. Proportion of benign/malignant tumours also remained consistent with the pathological background of the animals studied.
Rats	Oral	1-25 (max. oral dose 10)	2 years	

There was no evidence of a tumourigenic effect of ondansetron in any tissue.

Mutagenicity Studies

No evidence of mutagenicity was observed in microbial mutagen tests using mutant strains of *Salmonella typhimurium*, *Escherichia coli* or *Saccharomyces cerevisiae*, with or without a rat-liver post-mitochondrial metabolizing system.

There was also no evidence of damage to genetic material noted in *in vitro* V-79 mammalian cell mutation studies, *in vitro* chromosome aberration tests using human peripheral lymphocytes, or *in vivo* chromosome aberration assays in mouse bone marrow.

Reproduction and Teratology

Ondansetron was not teratogenic in rats and rabbits at dosages up to the maximum non-convulsive level (rat: 15 mg/kg/day, rabbit: 30 mg/kg/day). No adverse effects on pregnancy or fetal and post-natal development were detected in rats and no fetal abnormalities were observed

in rabbits after oral administration of ondansetron.

A slight maternal toxicity was observed at the highest dose level in intravenous organogenesis (4.0 mg/kg/day) studies in the rabbit. Effects included maternal body weight loss and increased incidence of early fetal death. In a rat fertility study, there was a dose-related decrease in the proportion of surviving pups of the F2 generation; however, the significance of this is unclear.

Administration of ondansetron to pregnant rats and rabbits, indicated there was fetal exposure to low levels of ondansetron and its metabolites. Ondansetron is retained in the fetal eye presumably bound to melanin. In rats, the transfer of ondansetron and its metabolites into breast milk was extensive. The concentration of unchanged ondansetron in breast milk was higher than in corresponding plasma samples.

Daily administration of ondansetron at dosages up to 15 mg/kg/day to pregnant rats from day 17 of pregnancy to litter day 22 had no effects on pregnancy of the parental generation or on post-natal development and mating of the F1 generation. Fetal development of the F2 generation was comparable to controls; however, the number of implantations and viable fetuses was reduced in the highest dosage group when compared with controls.

REFERENCES

1. Blackwell CP, Harding SM. The clinical pharmacology of ondansetron. *Eur J Cancer Clin Oncol* 1989; 25(Suppl. 1): S21-S24.
2. Bowman A, Allan SG, Warrington PS, Whelan JM, Smyth JM. Clinical trials and pharmacokinetics of ZOFRAN®, a new antiemetic effective against platinum-induced vomiting. *Proceedings of the European Conference of Clinical Oncologists* 1987; 1063.
3. Butler A, Hill JM, Ireland SJ, Jordan CC, Tyers MB. Pharmacological properties of ZOFRAN®, a novel antagonist of 5-HT₃ receptors. *Br J Pharmacol* 1988; 94: 397-412.
4. Costall B, Naylor RJ, Tyers MB. Recent advances in the neuropharmacology of 5-HT₃ agonists and antagonists. *Reviews in Neurosciences* 1988; 2:41-65.
5. Craig JB, Powell BL: Review. The management of nausea and vomiting in clinical oncology. *Am J Med Sci* 1987; 293:34-44.
6. Cunningham D, Hawthorn J, Pople A, Gazet J-C, Ford HT, Challoner T, Coombes RC. Prevention of emesis in patients receiving cytotoxic drugs by ZOFRAN®, a selective 5-HT₃ receptor antagonist. *Lancet* 1987; i:1461-1463.
7. Cunningham D, Turner A, Hawthorn J, Rosin RD. Ondansetron with and without dexamethasone to treat chemotherapy-induced emesis. *Lancet* 1989; i:1323.
8. Green JA, Watkin SW, Hammond P, Griggs J, Challoner T. The efficacy and safety of ZOFRAN® in the prophylaxis of ifosfamide-induced nausea and vomiting. *Cancer Chemother Pharmacol* 1989; 24:137-139.
9. Hawthorn J, Cunningham D. Dexamethasone can potentiate the anti-emetic action of a 5HT₃ receptor antagonist on cyclophosphamide induced vomiting in the ferret. *Br J Cancer* 1990; 61(1):56-60.
10. Higgins GA, Kilpatrick GT, Bunce KT, Jones BJ, Tyers MB. 5-HT₃ antagonists injected into the area postrema inhibit cisplatin-induced emesis in the ferret. *Br J Pharmacol* 1989; 97:247-255.
11. Kris MG, Gralla RJ, Clark RA, Tyson LB. Dose-ranging evaluation of serotonin antagonist GR-507/75 (ZOFRAN®) when used as an anti-emetic in patients receiving anti-cancer chemotherapy. *J Clin Oncol* 1988; 6:659-662.
12. Kris MG, Gralla RJ, Clark RA, Tyson LB. Phase II trials of the serotonin antagonist GR38032F for the control of vomiting caused by cisplatin. *J Natl Cancer Inst* 1989; 81(1):42-46.

13. Marty M, Droz JP, Pouillart P, Paule B, Brion N, Bons J. ZOFRAN®, a 5-HT₃ receptor antagonist, in the prophylaxis of acute cisplatin-induced nausea and vomiting. *Cancer Chemother Pharmacol* 1989; 23:389-391.
14. Priestman T, Challoner T, Butcher M, Priestman S. Control of radiation-induced emesis with ZOFRAN®. *Proc Am Soc Clin Oncol* 1988; 7:1089.
15. Priestman TJ. Clinical studies with ondansetron in the control of radiation-induced emesis. *Eur J Cancer Clin Oncol* 1989; 25(Suppl): S29-S33.
16. Schmoll HJ. The role of ondansetron in the treatment of emesis induced by non-cisplatin-containing chemotherapy regimens. *Eur J Cancer Clin Oncol* 1989; 25 (Suppl. 1):S35-S39.
17. Smith DB, Newlands ES, Spruyt OW, Begent RHJ, Rustin GJS, Mellor B, Bagshawe KD. Ondansetron plus dexamethasone: Effective anti-emetic prophylaxis for patients receiving cytotoxic chemotherapy. *Br J Cancer* 1990; 61(2):323-324.
18. Stables R, Andrews PLR, Bailey HE, Costall B, Gunning SJ, Hawthorn J, Naylor RJ, Tyers MB. Antiemetic properties of the 5HT₃-receptor antagonist ZOFRAN®. *Cancer Treatment Rev.* 1987; 14:333-336.
19. Tyers MB, Bunce KT, Humphrey PPA. Pharmacological and anti-emetic properties of ondansetron. *Eur J Cancer Clin Oncol* 1989; 25(Suppl. 1):S15-S19.
20. Van Liessum P, de Mulder P, Kaasa S, Lane-Allman F, Seynaeve C, Verwij J: ZOFRAN® in the prophylaxis of nausea and vomiting induced by cisplatin. *Proc European Soc Clin Oncol* 1988; 13:267.
21. Product Monograph. ^{Pr}ZOFRAN® (ondansetron hydrochloride dihydrate), 4 mg/5 mL; antiemetic; GlaxoSmithKline Inc. Control No. 165524. September 13, 2013.

PART III: CONSUMER INFORMATION



ONDANSETRON Ondansetron Oral Solution USP

This leaflet is part III of a three-part “Product Monograph” published when ONDANSETRON Oral Solution (ondansetron hydrochloride dihydrate) was approved for sale in Canada and is designed specifically for Consumers. This leaflet is a summary and will not tell you everything about ONDANSETRON. Contact your doctor or pharmacist if you have any questions about the drug.

ONDANSETRON can only be obtained with a prescription from your doctor.

ABOUT THIS MEDICATION

What the medication is used for:

The name of your medicine is ONDANSETRON Oral Solution (ondansetron hydrochloride dihydrate). This medicine is one of a group called antiemetics.

ONDANSETRON is used for:

- the prevention of nausea (feeling of sickness) and vomiting associated with emetogenic chemotherapy, and radiotherapy.
- the prevention and treatment of post-operative nausea and vomiting.

What it does:

Treatments such as general anaesthesia, cancer chemotherapy and radiotherapy are thought to cause the release of a natural substance (serotonin), which can cause you to feel sick and to vomit. ONDANSETRON helps to stop this from happening, thus preventing you from vomiting or feeling sick.

When it should not be used:

Do not take ONDANSETRON if:

- you have a history of hypersensitivity (an allergic reaction) to any ingredient (see What the non-medicinal ingredients are) in ONDANSETRON.
- if you are taking apomorphine (used to treat Parkinson's

disease).

What the medicinal ingredient is:

ONDANSETRON Oral Solution contains ondansetron hydrochloride dihydrate as the medicinal ingredient.

What the non-medicinal ingredients are:

ONDANSETRON Oral Solution contains the following non-medicinal ingredients: citric acid, hydroxyethyl cellulose, purified water, sodium benzoate, sodium citrate dihydrate, and strawberry flavour. ONDANSETRON Oral Solution is

sweetened with fructose.

What dosage forms it comes in:

ONDANSETRON Oral Solution is supplied in one strength, 4 mg of ondansetron per teaspoon (5 mL), in bottles. Your doctor will decide how many teaspoons or milliliters you need.

WARNINGS AND PRECAUTIONS

BEFORE you use ONDANSETRON Oral Solution talk to your doctor or pharmacist if:

- you have a history of hypersensitivity (an allergic reaction) to any ingredient in ONDANSETRON.
- If you have had an allergic reaction to medicines similar to Ondansetron such as medicines containing granisetron or palonosetron.
- you are pregnant or likely to become pregnant.
- you are breast feeding .
- you have liver problems.
- you have signs of intestinal obstruction.
- you have a history of heart problems

If you experience wheezing and tightness of the chest, heart throbbing, swelling of eyelids, face or lips, or develop a skin rash, skin lumps or hives, **contact your doctor immediately. Do not take anymore medicine unless your doctor tells you to do so.**

Serotonin Syndrome is a rare but potentially life-threatening reaction that may occur if you take Ondansetron with certain other medications. It may cause serious changes in how your brain, muscles and digestive system work. Be sure to tell your healthcare professional all the medicines you are taking.

INTERACTIONS WITH THIS MEDICATION

As with most medicines, interactions with other drugs are possible. To avoid potentially life-threatening reactions tell your healthcare professional about **ALL** the medications you take, including those prescribed by other doctors, vitamins, minerals, natural supplements or alternative medicines. It is important that your doctor know about all your medication so that you get the best possible treatment. Tell your doctor if you are taking carbamazepine, phenytoin, or rifampicin. If you are taking any medicines containing tramadol (such as TRAMACET), ONDANSETRON Oral Solution may decrease its effectiveness.

Also, make sure you tell your doctor or pharmacist if you are taking:

- Drugs used to treat heart rhythm disorders
- Antipsychotics

- Antidepressants
- Antibiotics or antifungals
- Opioid analgesics (painkillers)
- Other drugs to treat nausea and vomiting
- Asthma drugs
- Cancer drugs
- Diuretics
- Serotonergic drugs (including SSRI*s, SNRI**s, and triptans) or drugs that significantly impair the metabolism of serotonin (such as MAOIs [including the antibiotic linezolid] and methylene blue)

*SSRI (Selective Serotonin-Reuptake Inhibitors) – used to treat depression or anxiety, e.g. escitalopram, citalopram, fluoxetine, paroxetine, sertraline.

**SNRI (Serotonin Noradrenalin Reuptake Inhibitors) – used to treat depression or anxiety, e.g. duloxetine, venlafaxine, desvenlafaxine.

PROPER USE OF THIS MEDICATION

The label on the container of your medicine should tell you how often to take your medicine and how many doses you should take each time. If not, or if you are not sure, consult your doctor or pharmacist.

Do not take more doses, or take them more often than your doctor prescribes. If, however, you vomit within one hour of taking your medicine, you should take the same amount of medicine again. If vomiting persists, consult your doctor.

Usual dose:

Chemotherapy Induced Nausea and Vomiting

Based on how likely you are to experience nausea and/or vomiting, caused by your cancer treatment, your doctor will tell you the amount you need to take and how frequently.

Adult: You may receive ONDANSETRON before and/or after chemotherapy. The dose of ONDANSETRON is between 8 and 24 mg a day (taken orally) for up to 5 days depending on the potential of your chemotherapy treatment to cause you to vomit and/or have nausea.

Children (4 to 12 years): After chemotherapy, take 4 mg orally every 8 hours for up to 5 days.

Radiotherapy Induced Nausea and Vomiting

Adult: Take 8 mg orally 1 to 2 hours before radiotherapy. After therapy, take 8 mg orally every 8 hours for up to 5 days after a course of treatment.

Prevention of Post-Operative Nausea and Vomiting

Adult: Take 16 mg orally one hour before anaesthesia.

If you have a liver problem, your dose may be altered. Please follow the instructions of your doctor.

Overdose:

In case of drug overdose, contact a health care practitioner, hospital emergency department or regional Poison Control Centre immediately, even if there are no symptoms.

Missed Dose:

If you miss a dose and do not feel sick, take the next dose when it is due.

If you forget to take your medicine and feel sick or vomit, take a dose as soon as possible.

If your doctor decides to stop the treatment, do not keep any left over medicine unless your doctor tells you to.

SIDE EFFECTS AND WHAT TO DO ABOUT THEM

You may experience headaches, a feeling of warmth, flushing or constipation, while taking ONDANSETRON Oral Solution.

There is no need to stop taking your medicine, but you should tell your doctor about these symptoms at your next visit.

If your nausea (feeling of sickness) or vomiting do not improve while taking ONDANSETRON, consult your doctor for further advice.

If you feel unwell or have any symptoms that you do not understand, you should contact your doctor immediately.

SERIOUS SIDE EFFECTS, HOW OFTEN THEY HAPPEN AND WHAT TO DO ABOUT THEM

Frequency	Side Effect/ Symptom	Talk with your doctor or pharmacist	Stop taking drug and seek immediate emergency assistance
Uncommon	Heart problems such as fast/ slow heart beat, chest pain		✓
	Seizures		✓
	Upward rolling of the eyes, abnormal muscular stiffness/ body movements/ shaking		✓
Rare	Eye problems such as blurred vision	✓	

	Immediate allergic reaction and symptoms such as swelling of the mouth, throat, difficulty in breathing, rash, hives, increased heart rate		✓
	Disturbances in heart rhythm (sometimes causing sudden loss of consciousness)		✓
	Serotonin Syndrome: Symptoms of Serotonin Syndrome have been observed while taking ONDANSETRON with certain other medications. Symptoms include: • agitation, confusion, restlessness, hallucinations, mood changes, unconsciousness, coma. • fast heartbeat, changes in blood pressure • Muscle shakes, jerks, twitches or stiffness, overactive reflexes, loss of coordination • nausea, vomiting, diarrhea, fever, sweating, shivering.		✓
Very Rare	Eye problems such as temporary blindness Signs of serious skin reactions (skin rash, redness of the skin, blistering of the lips, eyes or mouth, and skin peeling.)	✓	✓

This is not a complete list of side effects. For any unexpected effects while taking ONDANSETRON, contact your doctor or pharmacist.

HOW TO STORE IT

Keep your medicine in a safe place where children cannot reach it. Your medicine may harm them.

Your ONDANSETRON Oral Solution should be kept in its bottle, standing up at room temperature. Do not refrigerate or freeze. Do not lay the bottle on its side.

REPORTING SUSPECTED SIDE EFFECTS

You can report any suspected adverse reactions associated with the use of health products to the Canada Vigilance Program by one of the following 3 ways:

- Report online at www.healthcanada.gc.ca/medeffect
- Call toll-free at 1-866-234-2345
- Complete a Canada Vigilance Reporting Form and:
 - Fax toll-free to 1-866-678-6789, or
 - Mail to: Canada Vigilance Program
Health Canada
Address Locator: 0701E
Ottawa, ON K1A 0K9

Postage Paid labels, Canada Vigilance Reporting Form and the adverse reaction reporting guidelines are available on the MedEffect™ Canada Web site at www.healthcanada.gc.ca/medeffect.

NOTE: Should you require information related to the management of side effects, contact your health professional. The Canada Vigilance Program does not provide medical advice.

MORE INFORMATION

Remember: This medicine is for you. Only a doctor can prescribe it for you. Never give it to someone else. It may harm them even if their symptoms are the same as yours.

This leaflet does not contain the complete information about your medicine. If any questions remain unanswered or you are not sure about something, you should ask your doctor or pharmacist.

You may want to read this leaflet again. Please **do not throw it away** until you have finished your medicine.

This document plus the full product monograph, prepared for health professionals, can be obtained by contacting the sponsor AA Pharma Inc. at:

1-877-998-9097

This leaflet was prepared by AA Pharma Inc.

Last Revised: January 23, 2014